



Total Solution Provider in Saw Device

SA1090JP1

Wireless, Balanced RF SAW Filter
Revision 0: July 2011



- Electrical Characteristics
 - Package Dimensions
 - Testing Environment
 - Frequency Characteristics
-

SAWNICS Inc.

460 Cheonheung-ri, Seonggeo-eup, Cheonan-si, Chungcheongnam-do, 330-836 / Korea.
Tel: +82 41 550 9372 / Fax: +82 41 550 9399 / www.sawnics.com

□ Electrical Characteristics

Maximum Ratings

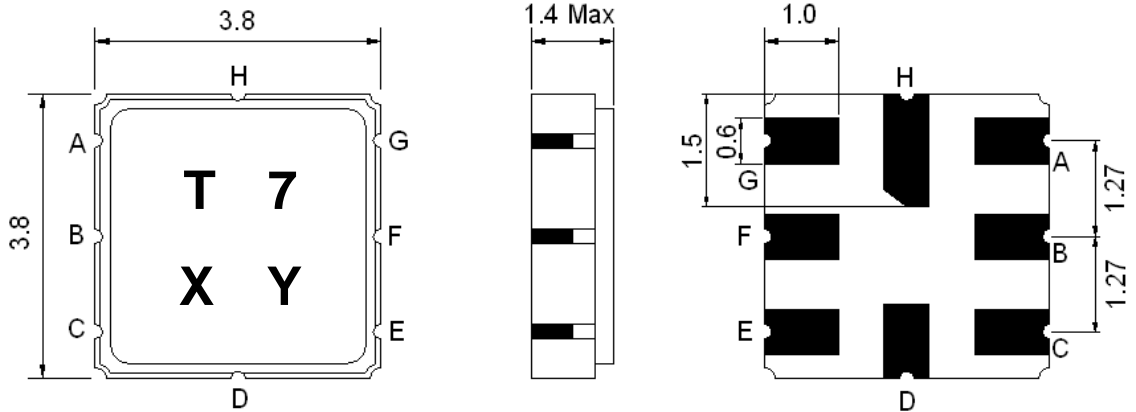
Parameters Description	Unit	Minimum	Typical	Maximum
Operating Temperature Range	°C	-40	-	+85
Storage Temperature Range	°C	-40	-	+85
Maximum DC Voltage	V	-	-	0
Maximum Input Power	dBm	-	-	0
Source Impedance (Balanced) ⁽¹⁾	Ω	-	50	-
Load Impedance (Balanced) ⁽¹⁾	Ω	-	50	-
Package type&size	P1			
Length x Width	mm ²	-	3.8 x3.8	-
Height	mm	-	-	1.4

Electrical Specification

Parameters Description	Unit	Minimum	Typical	Maximum
Center Frequency (Fo)	MHz	-	1090.0	-
Insertion Loss within 1084.0 ~ 1096.0 MHz	dB	-	3.8	5.0
Amplitude Ripple within 1084.0 ~ 1096.0 MHz	dB _{p-p}	-	0.75	1.5
Attenuation:				
500.0 ~ 924.0 MHz	dB	40	47	-
924.0 ~ 944.0 MHz	dB	40	50	-
944.0 ~ 1051.0 MHz	dB	40	50	-
1051.0 ~ 1061.0 MHz	dB	40	47	-
1170.0 ~ 2000.0 MHz	dB	35	42	-

Notes : (1) No Matching Network

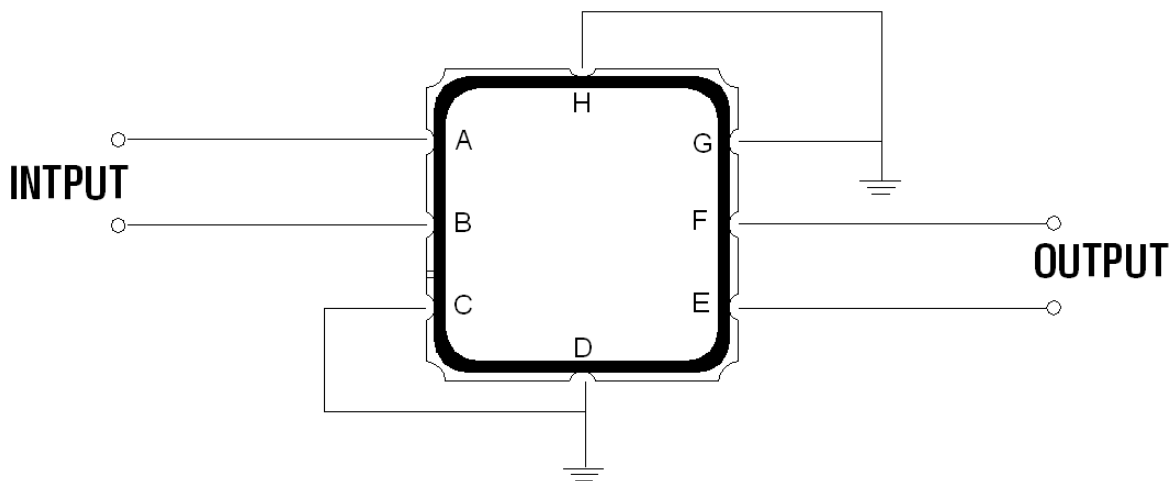
Package Dimensions



Marking Descriptions	
T	CA-TV Application
7	Series Number
X	Date Code(Year)
Y	Date Code(Month)

Pin Description	
C, D, G, H	Ground
A, B	Input
E, F	Output

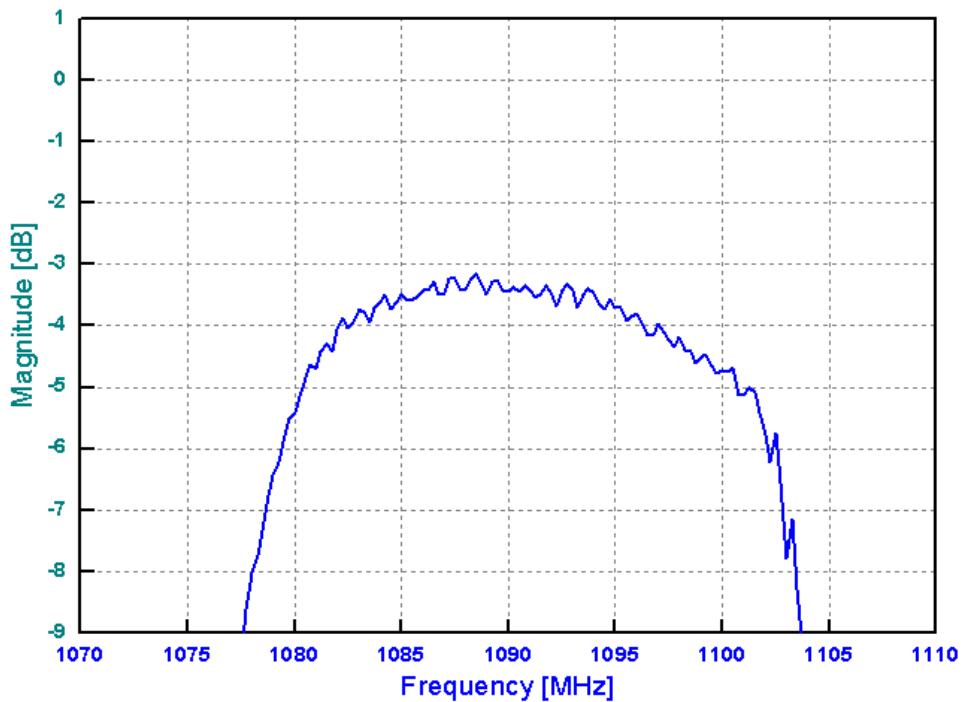
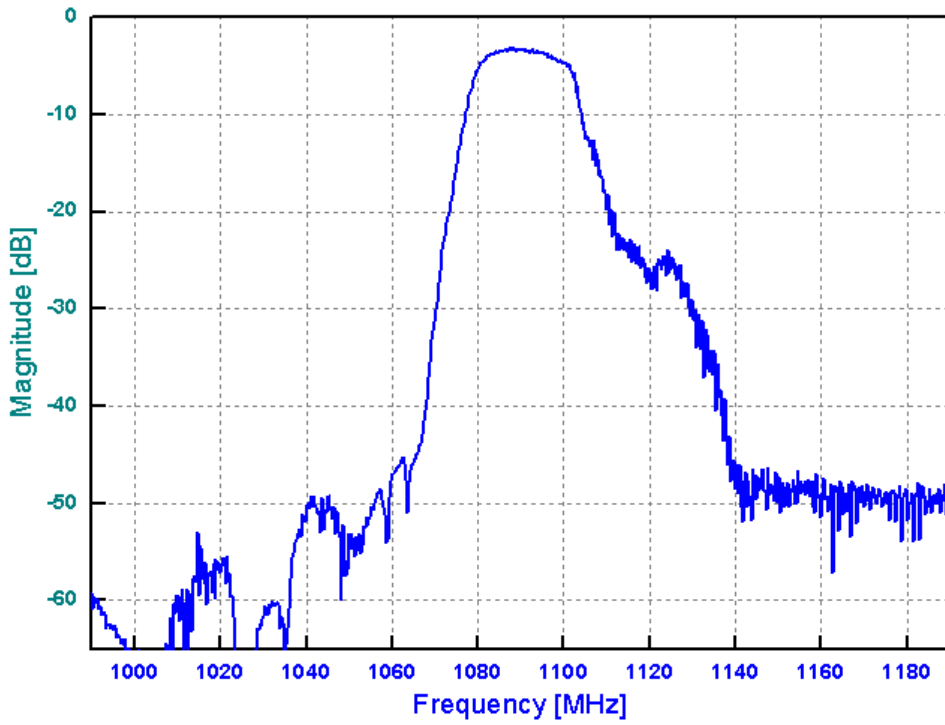
Testing Environment



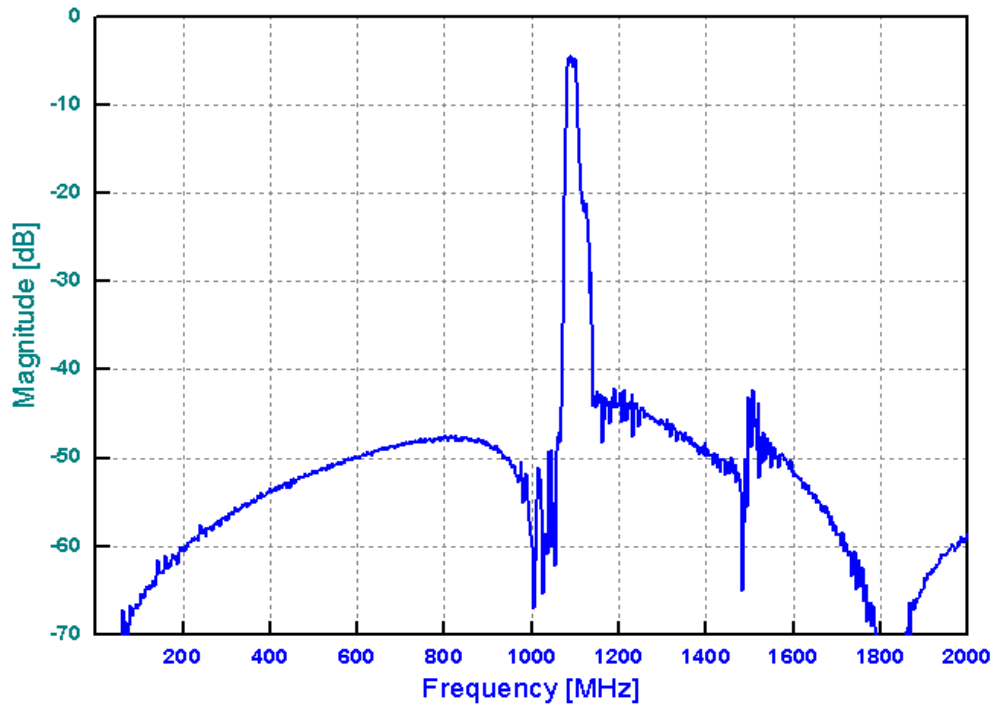
Source & Load Impedance: 50 Ω

□ Frequency Characteristics

Frequency Response



Wide Band



Smith Chart

